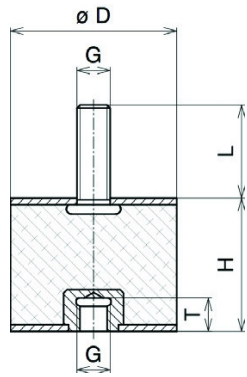
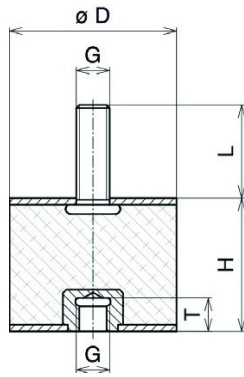


# B-Mounts



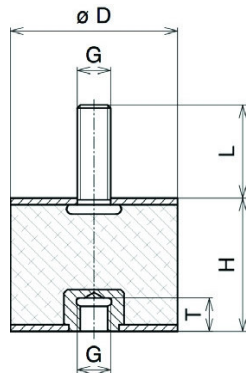
Part Number	Dia. x Height mm (Inch) (D) x (H)	Thread (G)	Length mm (Inch) (L)	Thickness mm (Inch) (S)	Quality NR  ShoreA Duro	Compression				Shear			
						Max. Static Load		Spring Rate Ks		Max. Static Load		Spring Rate Ks	
						N	lbs	N/mm	lbs/in	N	lbs	N/mm	lbs/in
0880H	8 x 8 (.31) x (.31)	M3	6 (.24)	1 (.04)	43	16	4	43	243	8	2	8	45
0808B					57	30	7	80	450	15	3	15	84
0808L					68	48	11	129	729	24	5	24	136
1010H	10 x 10 (.39) x (.39)	M4	10 (.39)	1 (.04)	43	23	5	45	254	8	2	9	51
1010B					57	43	10	83	470	15	3	17	94
1010L					68	69	16	135	763	24	5	27	153
1013H	10 x 13 (.39) x (.51)	M4	10 (.39)	1 (.04)	43	19	4	24	136	6	1	6	34
1013B					57	35	8	44	251	11	2	11	63
1013L					68	57	13	72	407	18	4	18	102
1513H	15 x 13 (.59) x (.51)	M4	13 (.51)	1.5 (.06)	43	61	14	102	576	20	4	17	96
1513B					57	113	25	189	1066	37	8	31	178
1513L					68	183	41	306	1729	60	13	51	288
1515H	15 x 15 (.59) x (.59)	M4	13 (.51)	1.5 (.06)	43	51	11	64	362	17	4	13	73
1515B					57	94	21	118	669	31	7	24	136
1515L					68	153	34	192	1085	51	11	39	220
2015H	20 x 15 (.79) x (.59)	M6	15 (.59)	2 (.08)	43	120	27	172	972	40	9	26	147
2015B					57	222	50	318	1798	74	17	48	272
2015L					68	360	81	516	2916	120	27	78	441
2020H	20 x 20 (.79) x (.79)	M6	15 (.59)	2 (.08)	43	86	19	71	401	29	7	15	85
2020B					57	159	36	131	742	54	12	28	157
2020L					68	258	58	213	1204	87	20	45	254
2025H	20 x 25 (.79) x (.98)	M6	15 (.59)	2 (.08)	43	74	17	44	249	25	6	11	62
2025B					57	137	31	81	460	46	10	20	115
2025L					68	222	50	132	746	75	17	33	186
2030H	20 x 30 (.79) x (1.18)	M6	15 (.59)	2 (.08)	43	69	31	31	175	23	5	8	45
2030B					57	128	29	57	324	43	10	15	84
2030L					68	207	47	93	526	69	16	24	136
2513H	25 x 13 (.98) x (.51)	M6	18 (.71)	2 (.08)	43	217	49	298	1684	72	31	38	215
2513B					57	401	90	551	3116	133	30	70	397
2513L					68	651	146	894	5052	216	49	114	644
2515H	25 x 15 (.98) x (.59)	M6	18 (.71)	2 (.08)	43	178	40	192	1085	59	13	30	170
2515B					57	329	74	355	2007	109	25	56	314
2515L					68	534	120	576	3255	177	40	90	509

# B-Mounts



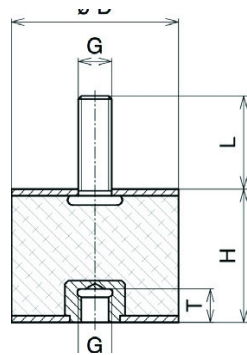
Part Number	Dia. x Height mm (Inch) (D) x (H)	Thread (G)	Length mm (Inch) (L)	Thickness mm (Inch) (S)	Quality NR  ShoreA Duro	Compression				Shear			
						Max. Static Load		Spring Rate Ks		Max. Static Load		Spring Rate Ks	
						N	lbs	N/mm	lbs/in	N	lbs	N/mm	lbs/in
2519H	25 x 19 (.98) x (.75)	M6	18 (.71)	2 (.08)	43	142	32	107	605	47	11	21	119
2519B					57	59	198	1119	87	20	39	220	
2519L					68	96	321	1814	141	32	63	356	
2525H	25 x 25 (.98) x (.98)	M6	18 (.71)	2 (.08)	43	27	6	62	350	40	9	15	85
2525B					57	11	115	648	74	17	28	157	
2525L					68	18	186	1051	120	27	45	254	
2530H	25 x 30 (.98) x (1.18)	M6	18 (.71)	2 (.08)	43	111	25	47	266	37	8	12	68
2530B					57	46	87	491	68	15	22	125	
2530L					68	75	141	797	111	25	36	203	
2535H	25 x 35 (.98) x (1.38)	M6	18 (.71)	2 (.08)	43	106	24	106	599	35	8	10	57
2535B					57	44	196	1108	65	15	19	105	
2535L					68	71	318	1797	105	24	30	170	
3015H	30 x 15 (1.18) x (.59)	M8	20 (.79)	2 (.08)	43	333	75	406	2294	111	25	49	277
3015B					57	138	751	4245	205	46	91	512	
3015L					68	225	1218	6883	333	75	147	831	
3020H	30 x 20 (1.18) x (.79)	M8	20 (.79)	2 (.08)	43	229	51	173	978	76	17	31	175
3020B					57	95	320	1809	141	32	57	324	
3020L					68	154	519	2933	228	51	93	526	
3025H	30 x 25 (1.18) x (.98)	M8	20 (.79)	2 (.08)	43	191	43	105	593	64	14	22	124
3025B					57	79	194	1098	118	27	41	230	
3025L					68	129	315	1780	192	43	66	373	
3028H	30 x 28 (1.18) x (1.10)	M8	20 (.79)	2 (.08)	43	179	40	84	475	60	13	19	107
3028B					57	74	155	878	111	25	35	199	
3028L					68	121	252	1424	180	40	57	322	
3030H	30 x 30 (1.18) x (1.18)	M8	20 (.79)	2 (.08)	43	173	39	74	418	58	47	17	96
3030B					57	72	137	774	107	24	31	178	
3030L					68	117	222	1255	174	39	51	288	
3035H	30 x 30 (1.18) x (1.18)	M8	20 (.79)	2 (.08)	43	162	36	57	322	54	47	14	79
3035B					57	67	105	596	100	22	26	146	
3035L					68	109	171	966	162	36	42	237	
3040H	30 x 40 (1.18) x (1.57)	M8	20 (.79)	2 (.08)	43	155	35	47	266	52	31	12	68
3040B					57	64	87	491	96	22	22	125	
3040L					68	105	141	797	156	35	36	203	

# B-Mounts



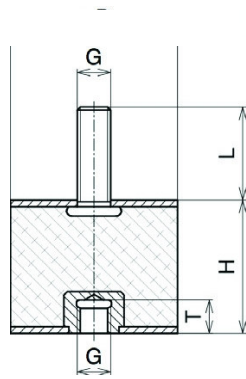
Part Number	Dia. x Height mm (Inch) (D) x (H)	Thread (G)	Length mm (Inch) (L)	Thickness mm (Inch) (S)	Quality NR  ShoreA Duro	Compression				Shear			
						Max. Static Load		Spring Rate Ks		Max. Static Load		Spring Rate Ks	
						N	lbs	N/mm	lbs/in	N	lbs	N/mm	lbs/in
4015H	40 x 15 (1.57 x .59)	M8	23 (.91)	2 (.08)	43	765	172	899	5080	255	57	84	475
4015B					1415	318	1663	9399	472	106	155	878	
4015L					2295	516	2697	15241	765	172	252	1424	
4020H	40 x 20 (1.57 x .79)	M8	23 (.91)	2 (.08)	43	492	111	364	2057	164	37	53	300
4020B					910	205	673	3806	303	68	98	554	
4020L					1476	332	1092	6171	492	111	159	899	
4025H	40 x 25 (1.57 x .98)	M8	23 (.91)	2 (.08)	43	394	89	213	1204	131	29	39	220
4025B					729	164	394	2227	242	54	72	408	
4025L					1182	266	639	3611	393	88	117	661	
4030H	40 x 30 (1.57 x 1.18)	M8	23 (.91)	2 (.08)	43	346	78	147	831	115	26	31	175
4030B					640	144	272	1537	213	48	57	324	
4030L					1038	233	441	2492	345	78	93	526	
4035H	40 x 35 (1.57 x 1.38)	M8	23 (.91)	2 (.08)	43	317	71	111	627	106	24	25	141
4035B					586	132	205	1160	196	44	46	261	
4035L					951	214	333	1882	318	71	75	424	
4040H	40 x 40 (1.57 x 1.57)	M8	23 (.91)	2 (.08)	43	299	67	89	503	100	22	21	119
4040B					553	124	165	930	185	42	39	220	
4040L					897	202	267	1509	300	67	63	356	
5020H	50 x 20 (1.97 x .79)	M10	28 (1.10)	2 (.08)	43	1276	287	1271	7183	425	96	112	633
5020B					2361	531	2351	13288	786	177	207	1171	
5020L					3828	861	3813	21548	1275	287	336	1899	
5025H	50 x 25 (1.97 x .98)	M10	28 (1.10)	2 (.08)	43	848	191	564	3187	283	64	75	424
5025B					1569	353	1043	5896	524	118	139	784	
5025L					2544	572	1692	9562	849	191	225	1272	
5030H	50 x 30 (1.97 x 1.18)	M10	28 (1.10)	2 (.08)	43	677	152	338	1910	226	47	56	316
5030B					1252	282	625	3534	418	94	104	585	
5030L					2031	457	1014	5730	678	152	168	949	
5035H	50 x 35 (1.97 x 1.38)	M10	28 (1.10)	2 (.08)	43	588	132	235	1328	196	31	45	254
5035B					1088	245	435	2457	363	82	83	470	
5035L					1764	397	705	3984	588	132	135	763	
5040H	50 x 40 (1.97 x 1.57)	M10	28 (1.10)	2 (.08)	43	534	120	178	1006	178	40	37	209
5040B					988	222	329	1861	329	74	68	387	
5040L					1602	360	534	3018	534	120	111	627	

# B-Mounts



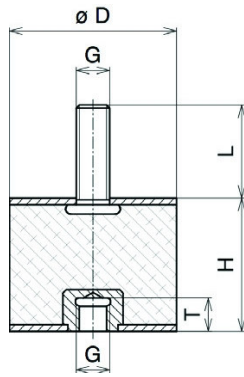
Part Number	Dia. x Height mm (Inch) (D) x (H)	Thread (G)	Length mm (Inch) (L)	Thickness mm (Inch) (S)	Quality NR  ShoreA Duro	Compression				Shear			
						Max. Static Load		Spring Rate Ks		Max. Static Load		Spring Rate Ks	
						N	lbs	N/mm	lbs/in	N	lbs	N/mm	lbs/in
5045H	50 x 45 (1.97) x (1.77)	M10	28 (1.10)	2 (.08)	43	499	112	142	802	166	37	32	181
5045B					57	923	208	263	1485	307	69	59	335
5045L					68	1497	337	426	2407	498	112	96	543
5050H	50 x 50 (1.97) x (1.97)	M10	28 (1.10)	2 (.08)	43	474	107	118	667	158	36	28	158
5050B					57	877	197	218	1234	292	66	52	293
5050L					68	1422	320	354	2001	474	107	84	475
5055H	50 x 55 (1.97) x (2.17)	M10	28 (1.10)	2 (.08)	43	455	102	101	571	152	34	25	141
5055B					57	842	189	187	1056	281	63	46	261
5055L					68	1365	307	303	1712	456	103	75	424
5075H	50 x 57 (1.97) x (2.24)	M10	28 (1.10)	2 (.08)	43	413	93	64	362	138	31	17	96
5075B					57	764	172	118	669	255	57	31	178
5075L					68	1239	279	192	1085	414	93	51	288
7525H	75 x 25 (2.95) x (.98)	M12	37 (1.46)	3 (.12)	43	2783	626	1798	10161	928	209	163	921
7525B					57	5149	1157	3326	18798	1717	386	302	1704
7525L					68	8349	1877	5394	30483	2784	626	489	2763
7530H	75 x 30 (2.95) x (1.18)	M12	37 (1.46)	3 (.12)	43	2083	468	1017	5747	694	156	123	695
7530B					57	3854	866	1881	10632	1284	289	228	1286
7530L					68	6249	1405	3051	17242	2082	468	369	2085
7535H	75 x 35 (2.95) x (1.38)	M12	37 (1.46)	3 (.12)	43	1723	387	676	3820	574	129	99	559
7535B					57	3188	717	1251	7067	1062	239	183	1035
7535L					68	5169	1162	2028	11461	1722	387	297	1678
7540H	75 x 40 (2.95) x (1.57)	M12	37 (1.46)	3 (.12)	43	1508	339	495	2797	503	113	83	469
7540B					57	2790	627	916	5175	931	209	154	868
7540L					68	4524	1017	1485	8392	1509	339	249	1407
7545H	75 x 45 (2.95) x (1.77)	M12	37 (1.46)	3 (.12)	43	1368	308	385	2176	456	103	71	401
7540B					57	2531	569	712	4025	844	190	131	742
7545L					68	4104	923	1155	6527	1368	308	213	1204
7550H	75 x 50 (2.95) x (1.97)	M12	37 (1.46)	3 (.12)	43	1269	285	314	1774	429	47	62	350
7550B					57	2348	528	581	3283	794	178	115	648
7550L					68	3807	856	942	5323	1287	289	186	1051
7555H	75 x 55 (2.95) x (2.17)	M12	37 (1.46)	3 (.12)	43	1197	269	263	1486	399	31	55	311
7555B					57	2214	498	487	2750	738	166	102	575
7555L					68	3591	807	789	4459	1197	269	165	932

# B-Mounts



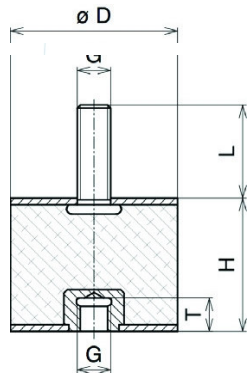
Part Number	Dia. x Height mm (Inch) (D) x (H)	Thread (G)	Length mm (Inch) (L)	Thickness mm (Inch) (S)	Quality NR  ShoreA Duro	Compression				Shear			
						Max. Static Load		Spring Rate Ks		Max. Static Load		Spring Rate Ks	
						N	lbs	N/mm	lbs/in	N	lbs	N/mm	lbs/in
7560H	75 x 60 (2.95) x (2.36)	M12	37 (1.46)	3 (.12)	43	1142	257	226	1277	391	88	50	283
7560B					2113	475	418	2363	723	163	93	523	
7560L					3426	770	678	3832	1173	264	150	848	
7570H	75 x 70 (2.95) x (2.76)	M12	37 (1.46)	3 (.12)	43	1064	239	176	995	355	80	42	237
7570B					1968	443	326	1840	657	148	78	439	
7570L					3192	718	528	2984	1065	239	126	712	
7575H	75 x 75 (2.95) x (2.95)	M12	37 (1.46)	3 (.12)	43	1035	233	158	893	345	78	39	220
7575B					1915	430	292	1652	638	143	72	408	
7575L					3105	698	474	2679	1035	233	117	661	
75100H	75 x 100 (2.95) x (3.94)	M12	37 (1.46)	4 (.16)	43	946	213	105	593	315	71	28	158
75100B					1750	393	194	1098	583	131	52	293	
75100L					2838	638	315	1780	945	212	84	475	
1030H	100 x 30 (3.94) x (1.18)	M16	45 (1.77)	4 (.16)	43	5887	1323	3307	18689	1962	441	252	1424
1030B					10891	2448	6118	34574	3630	816	466	2635	
1030L					17661	3970	9921	56066	5886	1323	756	4272	
1035H	100 x 35 (3.94) x (1.38)	M16	45 (1.77)	4 (.16)	43	4437	997	1946	10997	1479	332	197	1113
1035B					8208	1845	3600	20345	2736	615	364	2060	
1035L					13311	2992	5838	32992	4437	997	591	3340	
1040H	100 x 40 (3.94) x (1.57)	M16	45 (1.77)	4 (.16)	43	3642	819	1310	7403	1214	273	161	910
1040B					6738	1515	2424	13696	2246	505	298	1683	
1040L					10926	2456	3930	22209	3642	819	483	2730	
1045H	100 x 45 (3.94) x (1.77)	M16	45 (1.77)	4 (.16)	43	3151	708	691	3905	1050	236	137	774
1045B					5829	1310	1278	7224	1943	437	253	1432	
1045L					9453	2125	2073	11715	3150	708	411	2323	
1050H	100 x 50 (3.94) x (1.97)	M16	45 (1.77)	4 (.16)	43	2823	635	747	4221	941	212	119	672
1050B					5223	1174	1382	7810	1741	391	220	1244	
1050L					8469	1904	2241	12664	2823	635	357	2017	
1055H	100 x 55 (3.94) x (2.17)	M16	45 (1.77)	3 (.12)	43	2589	582	605	3419	863	47	105	593
1055B					4790	1077	1119	6325	1597	359	194	1098	
1055L					7767	1746	1815	10257	2589	582	315	1780	
1060H	100 x 60 (3.94) x (2.36)	M16	45 (1.77)	3 (.12)	43	2416	543	506	2860	805	47	94	531
1060B					4470	1005	936	5290	1489	335	174	983	
1060L					7248	1629	1518	8579	2415	543	282	1594	

# B-Mounts



Part Number	Dia. x Height mm (Inch) (D) x (H)	Thread (G)	Length mm (Inch) (L)	Thickness mm (Inch) (S)	Quality NR  ShoreA Duro	Compression				Shear			
						Max. Static Load		Spring Rate Ks		Max. Static Load		Spring Rate Ks	
						N	lbs	N/mm	lbs/in	N	lbs	N/mm	lbs/in
1065H	100 x 65 (3.94) x (2.56)	M16	45 (1.77)	3 (.12)	43	2283	513	432	2441	761	31	85	480
1065B					57	4224	949	799	4516	1408	316	157	889
1065L					68	6849	1540	1296	7324	2283	513	255	1441
1070H	100 x 70 (3.94) x (2.76)	M16	45 (1.77)	3 (.12)	43	2178	490	377	2131	726	163	78	441
1070B					57	4029	906	697	3941	1343	302	144	815
1070L					68	6534	1469	1131	6392	2178	490	234	1322
1075H	100 x 75 (3.94) x (2.95)	M16	45 (1.77)	3 (.12)	43	2094	471	333	1882	698	157	71	401
1075B					57	3874	871	616	3481	1291	290	131	742
1075L					68	6282	1412	999	5646	2094	471	213	1204
1080H	100 x 80 (3.94) x (3.15)	M16	45 (1.77)	3 (.12)	43	2024	455	298	1684	675	152	66	373
1080B					57	3744	842	551	3116	1249	281	122	690
1080L					68	6072	1365	894	5052	2025	455	198	1119
10100H	100 x 100 (3.94) x (3.94)	M16	45 (1.77)	4 (.16)	43	1837	413	209	1181	612	138	51	288
10100B					57	3398	764	387	2185	1132	255	94	533
10100L					68	5511	1239	627	3543	1836	413	153	865
10140H	100 x 140 (3.94) x (5.51)	M16	45 (1.77)	4 (.16)	43	1660	373	130	735	533	120	35	198
10140B					57	3071	690	241	1359	986	222	65	366
10140L					68	4980	1120	390	2204	1599	359	105	593
1250H	120 x 50 (4.72) x (1.97)	M16	45 (1.77)	4 (.16)	43	4837	1087	1325	7488	1612	161	177	1000
1250B					57	8948	2012	2451	13853	2982	670	327	1850
1250L					68	14511	3262	3975	22464	4836	1087	531	3001
1260H	125 x 60 (4.92) x (2.36)	M16	45 (1.77)	4 (.16)	43	4453	1001	955	5397	1484	334	150	848
1260B					57	8238	1852	1767	9984	2745	617	278	1568
1260L					68	13359	3003	2865	16191	4452	1001	450	2543
1275H	125 x 75 (4.92) x (2.95)	M16	45 (1.77)	4 (.16)	43	3707	833	601	3396	1236	278	114	644
1275B					57	6858	1542	1112	6283	2287	514	211	1192
1275L					68	11121	2500	1803	10189	3708	834	342	1933

# B-Mounts



Part Number	Dia. x Height mm (Inch) (D) x (H)	Thread (G)	Length mm (Inch) (L)	Thickness mm (Inch) (S)	Quality NR  ShoreA Duro	Compression				Shear			
						Max. Static Load		Spring Rate Ks		Max. Static Load		Spring Rate Ks	
						N	lbs	N/mm	lbs/in	N	lbs	N/mm	lbs/in
1550H	150 x 50 (5.91) x (1.97)	M16	45 (1.77)	4 (.16)	43	9152	2057	2460	13902	3051	686	271	1531
1550B					57	16931	3806	4551	25719	5644	1269	501	2833
1550L					68	27456	6172	7380	41706	9153	2058	813	4594
1560H	150 x 60 (5.91) x (2.36)	M16	45 (1.77)	4 (.16)	43	7341	1650	1555	8788	2447	550	214	1209
1560B					57	13581	3053	2877	16257	4527	1018	396	2237
1560L					68	22023	4951	4665	26363	7341	1650	642	3628
1575H	150 x 75 (5.91) x (2.95)	M16	45 (1.77)	4 (.16)	43	5951	1338	957	5408	1984	446	162	915
1575B					57	11009	2475	1770	10005	3670	825	300	1694
1575L					68	17853	4014	2871	16225	5952	1338	486	2746
15100H	150 x 100 (5.91) x (3.94)	M16	45 (1.77)	4 (.16)	43	4887	1099	560	3165	1629	366	116	656
15100B					57	9041	2032	1036	5855	3014	677	215	1213
15100L					68	14661	3296	1680	9494	4887	1099	348	1967
2050H	200 x 50 (7.87) x (1.97)	M20	45 (1.77)	5 (.20)	43	21841	4910	5763	32568	7280	1637	473	2673
2050B					57	40406	9084	10662	60251	13468	3028	875	4945
2050L					68	65523	14730	17289	97704	21840	4910	1419	8019
2075H	200 x 75 (7.87) x (2.95)	M20	45 (1.77)	5 (.20)	43	13066	2937	2076	11732	4352	978	285	1611
2075B					57	24172	5434	3841	21704	8051	1810	527	2980
2075L					68	39198	8812	6228	35196	13056	2935	855	4832
20100H	200 x 100 (7.87) x (3.94)	M20	45 (1.77)	5 (.20)	43	10181	2289	1158	6544	3394	763	204	1153
20100B					57	18835	4234	2142	12107	6279	1412	377	2133
20100L					68	30543	6866	3474	19632	10182	2289	612	3459